

MY COLLEGE BOARD

How to create a College Board and a Gmail account

Creating a College Board Account

With a College Board account, you can:

- ✓ **ACCESS** your PSAT/NMSQT®, PSAT™ 10, PSAT™ 8/9, SAT®, and AP® scores online. Send your SAT and AP scores to the colleges of your choice.
- ✓ **REGISTER** for the national weekend administration of the SAT and College-Level Examination Program® (CLEP®) exams.
- ✓ **PRINT** your SAT Admission Ticket for the national weekend administration of the SAT or your CLEP Registration Ticket.
- ✓ **MANAGE** your personal college list.
- ✓ **SAVE** your scholarship searches.
- ✓ **COMPARE** costs at colleges that interest you.

Sign-Up Instructions

- 1** Before you get started have your:
 - Email address
 - Expected high school graduation date (month and year)
 - High school name
- 2** Go to collegeboard.org
- 3** Click on "Sign Up"
- 4** Select "I am a Student"
- 5** Create a username and password
 - Your username should have 6–15 characters and be made up of letters and numbers.
 - Your password must be 7–15 characters with at least one number and one letter.
 - Choose a security question and provide an answer you can easily remember.

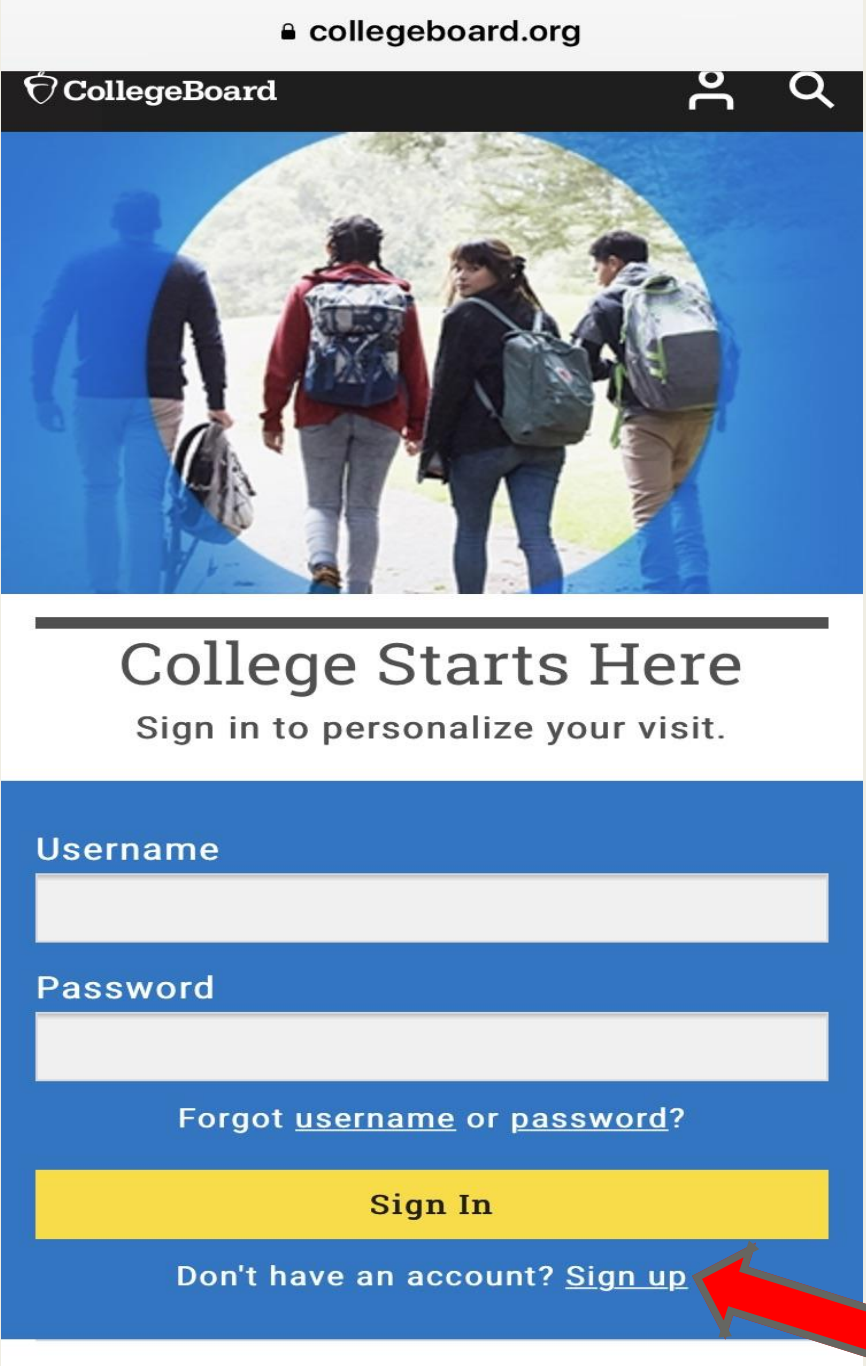
Don't forget to:

Opt in to receive important reminders about deadlines, test-preparation strategies, score availability, and more
Provide your parents' names and email addresses



To Create a College Board Account

1. Go to www.collegeboard.org.
2. Click on “Sign Up,” next to “Don’t have an account?” in the center of the page.
3. Click on the “I am a student” link.



collegeboard.org

CollegeBoard

College Starts Here

Sign in to personalize your visit.

Username

Password

[Forgot username or password?](#)

Sign In

Don't have an account? [Sign up](#)

Enter your personal information

****Every student should have a personal Gmail account for easy transfer of important information after graduation.**

Create Your Student Account
This one account is for everything, including SAT, AP, PSAT/NMSQT, CLEP, and BigFuture activities, so provide complete and accurate information.
* = Required

General Student Information

First (given) name: *

Middle Initial:

Last name (surname): *

Sex: *
 Female Male

Date of birth: *
Month: [dropdown] Day: [dropdown]

Email address: *

High school graduation: *
Month: [dropdown] Year: [dropdown]

ZIP/Postal code: *

Where do you go to school?:
Cumberland County Technical Education Center

Filter By School Zip (used for search):

Use personal email address, not CCTEC email

June 2022

Cumberland County Technical Education Center

Enter your name, sex, date of birth, email address, graduation date, zip code and school name

then scroll down for the next step

Set your User Name and Password

Username and Password	
Username: *	
<input type="text"/>	←
Password: *	
<input type="password"/>	
Confirm password: *	
<input type="password"/>	
Choose security question: *	
Choose Security Question	←
Answer: *	
<input type="text"/>	

Set your user name and password
(remember to record it so you don't forget it!)

Choose a security question and provide the answer – this will enable you to recover your user name and password.

Scroll down for the next step

Customize your communication

Subscriptions

Stay on top of college-planning milestones and get important reminders about SAT test dates, registration deadlines, test-preparation strategies and score availability. Also, get AP resources and score updates, advice about creating effective applications, and information on searching for colleges and footing the bill.

Stay connected

You may opt-in for the following:

Monthly Student Newsletter and Alerts

Choose monthly alerts to help you stay connected

Parent Information

Help your child navigate the road to college. Sign up for free College Board emails to get reminders and advice tailored to his or her grade level. Just select the emails you want to receive and enter your info.

Parent first name:

Parent last name:

Parent email address:

You can enter your parent's information and email address, so they can support you in your college and career journey!

Confirm parent's email address:

CC a Parent Email Service

Parents will be copied on important emails from the College Board, such as SAT registration receipts and test records.

Monthly Parent Newsletter and Alerts

Advice especially for parents about what students need to get ready for college.

I agree with the Terms & Conditions.

The College Board is dedicated to protecting your privacy and handling any personal information we obtain from you with care and respect. By submitting this form, you agree to the Terms & Conditions governing the College Board's website.

You must agree to the Terms and Conditions by clicking on the box to go to the next step

Next

*Parent's email cannot be the same as yours

Confirm your information, and create your account

Create Your Student Account

Please confirm the following information. Inaccuracies may affect your ability to take exams. Check the box next to each item to verify that it is correct, or select Edit make changes.

- First (given) name:
- Last name (surname):
- Sex:
- Date of birth:

[<<Back to Sign Up](#)


Edit

Confirm

Once you confirm that your information is correct by clicking each box, you can **confirm and your account will be created**

How to create a personal Gmail Account

<https://www.google.com/gmail/about/>




Create your Google Account

First name Last name

Username @gmail.com


You can use letters, numbers & periods

[Use my current email address instead](#)

Password Confirm 


Use 8 or more characters with a mix of letters, numbers & symbols

[Sign in instead](#)



One account. All of Google working for you.

You are asked to **verify your phone number**. You can skip this step if you prefer, enter birthday and gender and click “Next”

 Phone number (optional)

We'll use your number for account security. It won't be visible to others.

Recovery email address (optional)

We'll use it to keep your account secure


Month Day Year

Your birthday

Gender

[Why we ask for this information](#)

[Back](#)



Your personal info is private & safe